

2022 Washington NIBRS Submission Agencies

CLARK SO

Clark County

Population: 239,320
Months Reported: 12

Offense Overview

Offense Total 8,298
of Cleared Offense 1462
Percent Cleared 17.6%

Group A Arrest Overview

Arrest Total 943
Adult Arrest Total 892
Juvenile Arrest Total 51

Group A Offenses	Reported 2021	Reported 2022	% of Change	Crime Rate per 1,000	Total Arrests	DV Offense Totals
Murder	4	7	75.0%	0.0	2	2
Manslaughter	4	7	75.0%	0.0	0	3
Rape	108	94	-13.0%	0.4	2	27
Sodomy	6	3	-50.0%	0.0	0	0
Sexual Assault w/Object	0	0		0.0	0	0
Fondling	55	65	18.2%	0.3	4	18
Aggravated Assault	218	199	-8.7%	0.8	61	76
Simple Assault	655	632	-3.5%	2.6	276	402
Intimidation	191	194	1.6%	0.8	8	58
Kidnapping	41	37	-9.8%	0.2	8	28
Incest	3	0	-100.0%	0.0	0	0
Statutory Rape	0	0		0.0	0	0
Human Trafficking Offenses	0	2		0.0	0	0
Violation of No Contact/Protect.	410	422	2.9%	1.8	146	358
Robbery	46	75	63.0%	0.3	22	6
Burglary	464	543	17.0%	2.3	87	48
Larceny-Theft Offenses	2,432	2,885	18.6%	12.1	145	27
Motor Vehicle Theft	812	1,011	24.5%	4.2	36	18
Arson	17	20	17.6%	0.1	4	0
Destruction of Property	922	1,235	33.9%	5.2	47	70
Counterfeiting/Forgery	58	75	29.3%	0.3	2	0
Fraud Offenses	373	361	-3.2%	1.5	13	2
Embezzlement	0	0		0.0	1	0
Extortion/Blackmail	10	9	-10.0%	0.0	0	0
Bribery	0	1		0.0	0	0
Stolen Property Offenses	112	269	140.2%	1.1	61	0
Animal Cruelty	4	10	150.0%	0.0	2	0
Drug/Narcotic Violations	45	58	28.9%	0.2	4	0
Drug Equipment Violations	3	9	200.0%	0.0	0	0
Gambling Offenses	0	0		0.0	0	0
Pornography	0	0		0.0	0	0
Prostitution Offenses	1	1	0.0%	0.0	0	0
Weapon Law Violations	55	74	34.5%	0.3	12	0
Grand Total	7,049	8,298	17.7%	34.7	943	1,143

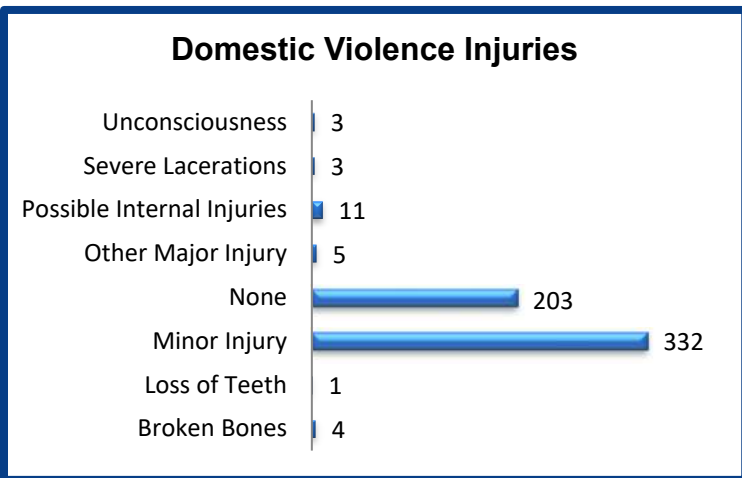
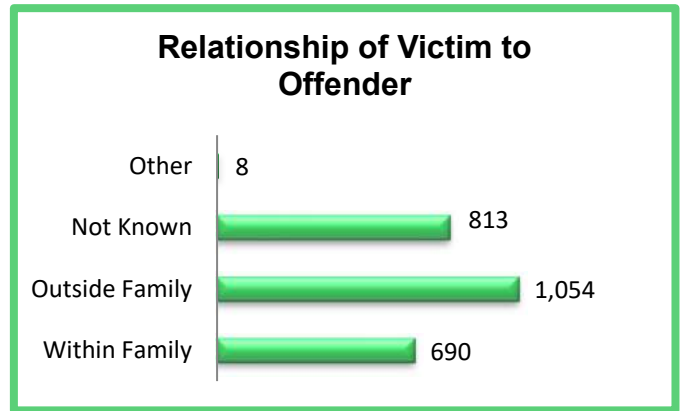
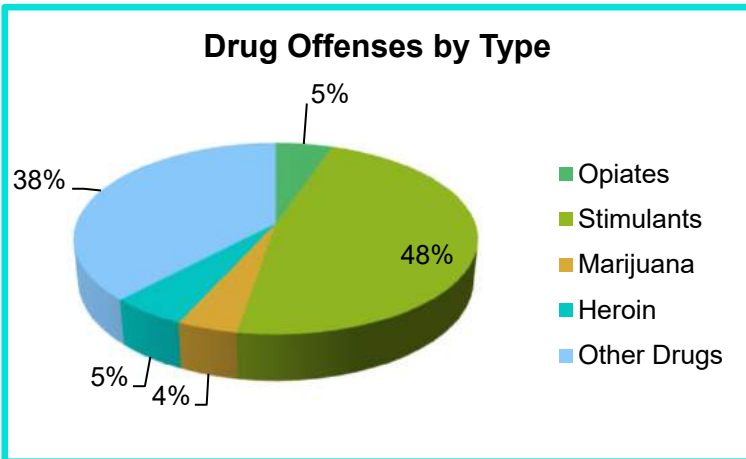
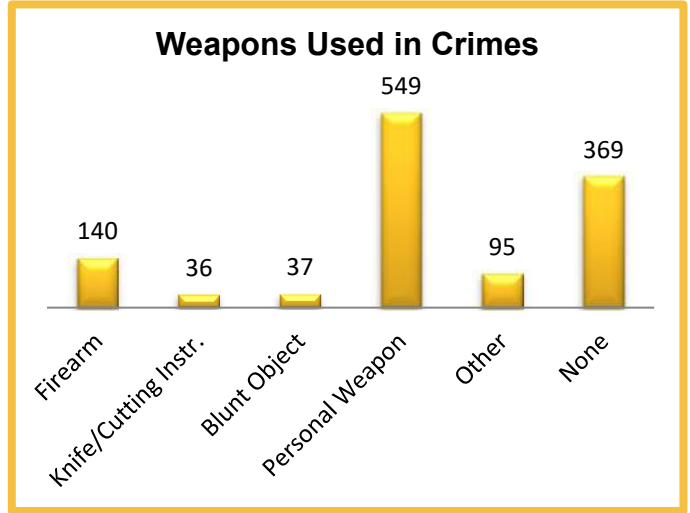
2022 Washington NIBRS Submission Agencies

CLARK SO

Continued

2022 Group B Arrests

Offense	Adult	Juvenile
Bad Checks	0	0
Curfew/Vagrancy	0	0
Disorderly Conduct	10	0
Drunkenness	0	0
DUI	146	2
Family Offenses	4	0
Liquor Law Violations	0	1
Peeping Tom	0	0
Trespass	42	1
All Other Offenses	653	22
Total	855	26



2022 Property Values by Type

Type	Value
Seized	\$7
Burned	\$1,179,593
Counterfeited/Forged	\$113,783
Destroyed/Damaged	\$2,722,686
Recovered	\$4,363,496
Stolen	\$14,415,291
Total	\$22,794,856

2022 Washington NIBRS Submission Agencies

BATTLE GROUND PD

Clark County

Population: 21,782
Months Reported: 12

Offense Overview

Offense Total 680
of Cleared Offense 323
Percent Cleared 47.5%

Group A Arrest Overview

Arrest Total 248
Adult Arrest Total 202
Juvenile Arrest Total 46

Group A Offenses	Reported 2021	Reported 2022	% of Change	Crime Rate per 1,000	Total Arrests	DV Offense Totals
Murder	0	0		0.0	1	0
Manslaughter	0	1		0.0	0	0
Rape	8	13	62.5%	0.6	7	4
Sodomy	1	0	-100.0%	0.0	0	0
Sexual Assault w/Object	0	0		0.0	0	0
Fondling	3	1	-66.7%	0.0	0	1
Aggravated Assault	15	17	13.3%	0.8	8	8
Simple Assault	95	76	-20.0%	3.5	59	48
Intimidation	29	25	-13.8%	1.1	2	8
Kidnapping	3	1	-66.7%	0.0	1	1
Incest	0	0		0.0	0	0
Statutory Rape	0	0		0.0	0	0
Human Trafficking Offenses	0	0		0.0	0	0
Violation of No Contact/Protect.	28	40	42.9%	1.8	17	35
Robbery	3	4	33.3%	0.2	1	0
Burglary	32	28	-12.5%	1.3	12	3
Larceny-Theft Offenses	333	309	-7.2%	14.2	115	3
Motor Vehicle Theft	42	40	-4.8%	1.8	5	0
Arson	2	2	0.0%	0.1	0	0
Destruction of Property	166	74	-55.4%	3.4	6	13
Counterfeiting/Forgery	7	6	-14.3%	0.3	2	0
Fraud Offenses	28	23	-17.9%	1.1	1	1
Embezzlement	0	0		0.0	0	0
Extortion/Blackmail	2	1	-50.0%	0.0	0	0
Bribery	0	0		0.0	0	0
Stolen Property Offenses	6	5	-16.7%	0.2	4	0
Animal Cruelty	0	2		0.1	1	0
Drug/Narcotic Violations	2	2	0.0%	0.1	3	0
Drug Equipment Violations	1	0	-100.0%	0.0	0	0
Gambling Offenses	0	0		0.0	0	0
Pornography	0	0		0.0	0	0
Prostitution Offenses	1	1	0.0%	0.0	0	0
Weapon Law Violations	8	9	12.5%	0.4	3	0
Grand Total	815	680	-16.6%	31.2	248	125

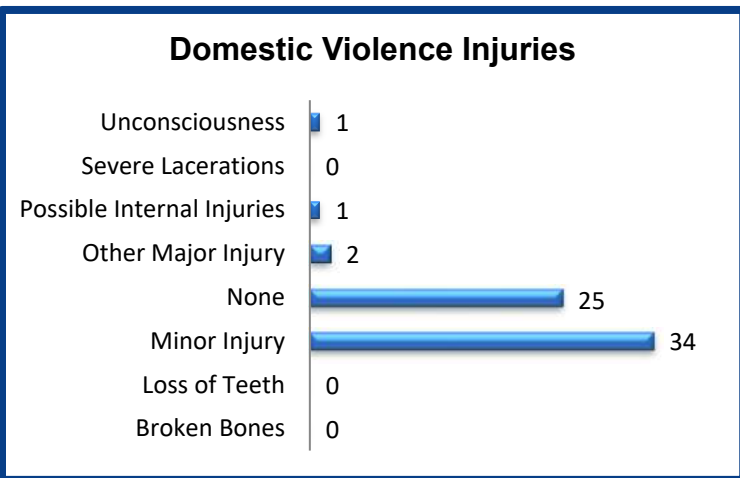
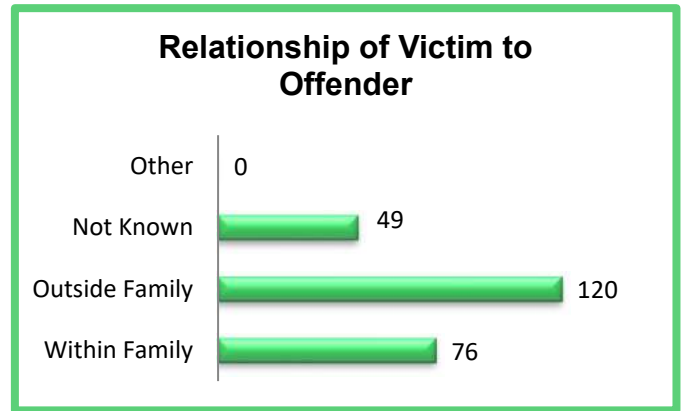
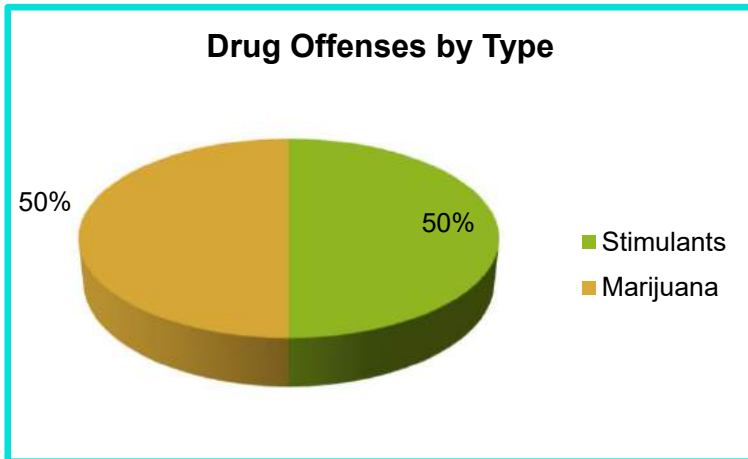
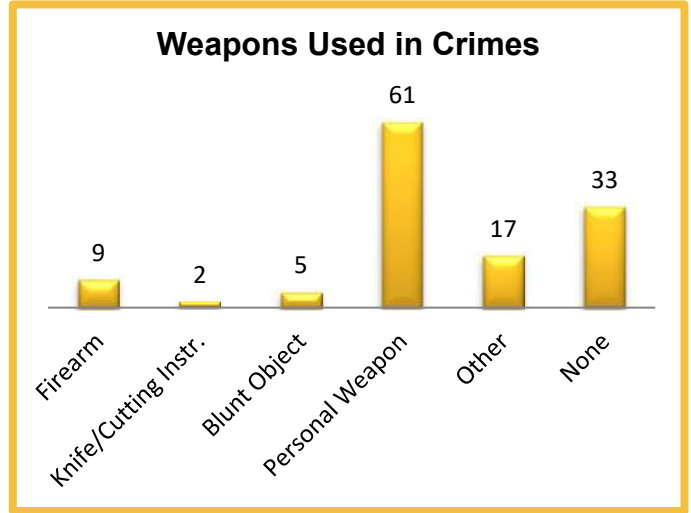
2022 Washington NIBRS Submission Agencies

BATTLE GROUND PD

Continued

2022 Group B Arrests

Offense	Adult	Juvenile
Bad Checks	0	0
Curfew/Vagrancy	0	0
Disorderly Conduct	0	0
Drunkenness	0	2
DUI	86	0
Family Offenses	1	0
Liquor Law Violations	1	3
Peeping Tom	0	0
Trespass	12	3
All Other Offenses	276	21
Total	376	29



2022 Property Values by Type

Type	Value
Seized	\$0
Burned	\$30,701
Counterfeited/Forged	\$1,606
Destroyed/Damaged	\$86,891
Recovered	\$193,287
Stolen	\$394,744
Total	\$707,229

2022 Washington NIBRS Submission Agencies

CAMAS PD

Clark County

Population: 27,250
Months Reported: 12

Offense Overview

Offense Total 696
of Cleared Offense 132
Percent Cleared 19.0%

Group A Arrest Overview

Arrest Total 86
Adult Arrest Total 82
Juvenile Arrest Total 4

Group A Offenses	Reported 2021	Reported 2022	% of Change	Crime Rate per 1,000	Total Arrests	DV Offense Totals
Murder	0	0		0.0	0	0
Manslaughter	0	0		0.0	0	0
Rape	6	4	-33.3%	0.1	0	1
Sodomy	0	1		0.0	0	0
Sexual Assault w/Object	0	0		0.0	0	0
Fondling	4	1	-75.0%	0.0	0	0
Aggravated Assault	5	3	-40.0%	0.1	1	1
Simple Assault	54	71	31.5%	2.6	33	39
Intimidation	5	19	280.0%	0.7	1	5
Kidnapping	1	5	400.0%	0.2	0	4
Incest	0	0		0.0	0	0
Statutory Rape	0	0		0.0	0	0
Human Trafficking Offenses	0	0		0.0	0	0
Violation of No Contact/Protect.	22	18	-18.2%	0.7	7	15
Robbery	1	0	-100.0%	0.0	0	0
Burglary	67	41	-38.8%	1.5	4	0
Larceny-Theft Offenses	309	282	-8.7%	10.3	21	3
Motor Vehicle Theft	48	43	-10.4%	1.6	3	0
Arson	2	1	-50.0%	0.0	0	0
Destruction of Property	121	133	9.9%	4.9	8	6
Counterfeiting/Forgery	5	3	-40.0%	0.1	0	0
Fraud Offenses	42	54	28.6%	2.0	3	0
Embezzlement	0	0		0.0	0	0
Extortion/Blackmail	1	2	100.0%	0.1	0	0
Bribery	0	0		0.0	0	0
Stolen Property Offenses	2	7	250.0%	0.3	2	0
Animal Cruelty	0	0		0.0	0	0
Drug/Narcotic Violations	4	1	-75.0%	0.0	0	0
Drug Equipment Violations	0	0		0.0	0	0
Gambling Offenses	0	0		0.0	0	0
Pornography	0	0		0.0	0	0
Prostitution Offenses	0	0		0.0	0	0
Weapon Law Violations	3	7	133.3%	0.3	3	0
Grand Total	702	696	-0.9%	25.5	86	74

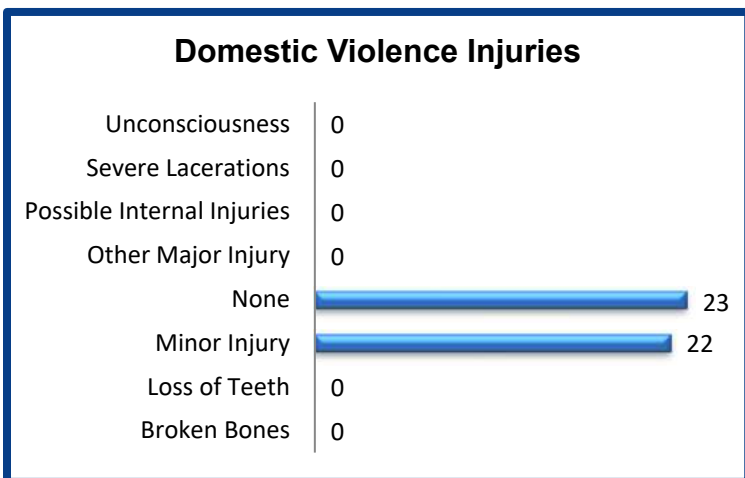
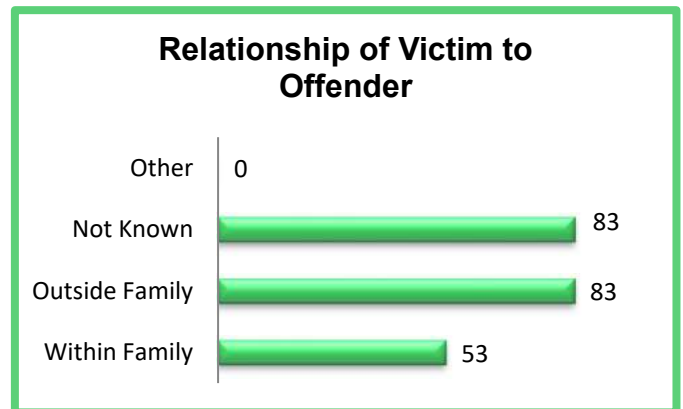
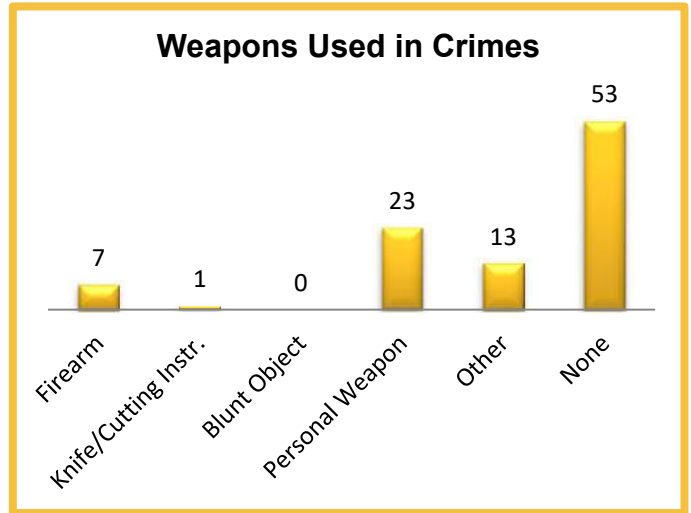
2022 Washington NIBRS Submission Agencies

CAMAS PD

Continued

2022 Group B Arrests

Offense	Adult	Juvenile
Bad Checks	0	0
Curfew/Vagrancy	0	0
Disorderly Conduct	1	0
Drunkenness	0	0
DUI	30	1
Family Offenses	0	0
Liquor Law Violations	1	0
Peeping Tom	0	0
Trespass	8	0
All Other Offenses	84	5
Total	124	6



2022 Property Values by Type

Type	Value
Seized	\$0
Burned	\$1
Counterfeited/Forged	\$5,602
Destroyed/Damaged	\$111,599
Recovered	\$234,380
Stolen	\$665,873
Total	\$1,017,455

2022 Washington NIBRS Submission Agencies

LA CENTER PD

Clark County

Population: 3,835
Months Reported: 12

Offense Overview

Offense Total 169
of Cleared Offense 53
Percent Cleared 31.4%

Group A Arrest Overview

Arrest Total 32
Adult Arrest Total 27
Juvenile Arrest Total 5

Group A Offenses	Reported 2021	Reported 2022	% of Change	Crime Rate per 1,000	Total Arrests	DV Offense Totals
Murder	0	0		0.0	0	0
Manslaughter	0	0		0.0	0	0
Rape	0	0		0.0	0	0
Sodomy	0	0		0.0	0	0
Sexual Assault w/Object	0	0		0.0	0	0
Fondling	1	0	-100.0%	0.0	0	0
Aggravated Assault	1	7	600.0%	1.8	2	2
Simple Assault	7	20	185.7%	5.2	11	12
Intimidation	2	8	300.0%	2.1	3	3
Kidnapping	0	0		0.0	0	0
Incest	0	0		0.0	0	0
Statutory Rape	0	0		0.0	0	0
Human Trafficking Offenses	0	0		0.0	0	0
Violation of No Contact/Protect.	6	8	33.3%	2.1	5	6
Robbery	1	0	-100.0%	0.0	0	0
Burglary	9	13	44.4%	3.4	2	0
Larceny-Theft Offenses	72	56	-22.2%	14.6	1	1
Motor Vehicle Theft	19	2	-89.5%	0.5	2	0
Arson	1	0	-100.0%	0.0	0	0
Destruction of Property	12	37	208.3%	9.6	2	3
Counterfeiting/Forgery	0	4		1.0	1	0
Fraud Offenses	5	8	60.0%	2.1	2	0
Embezzlement	0	0		0.0	0	0
Extortion/Blackmail	0	0		0.0	0	0
Bribery	0	0		0.0	0	0
Stolen Property Offenses	3	5	66.7%	1.3	0	0
Animal Cruelty	0	0		0.0	0	0
Drug/Narcotic Violations	4	0	-100.0%	0.0	0	0
Drug Equipment Violations	1	0	-100.0%	0.0	0	0
Gambling Offenses	0	0		0.0	0	0
Pornography	1	0	-100.0%	0.0	0	0
Prostitution Offenses	0	0		0.0	0	0
Weapon Law Violations	1	1	0.0%	0.3	1	0
Grand Total	146	169	15.8%	44.1	32	27

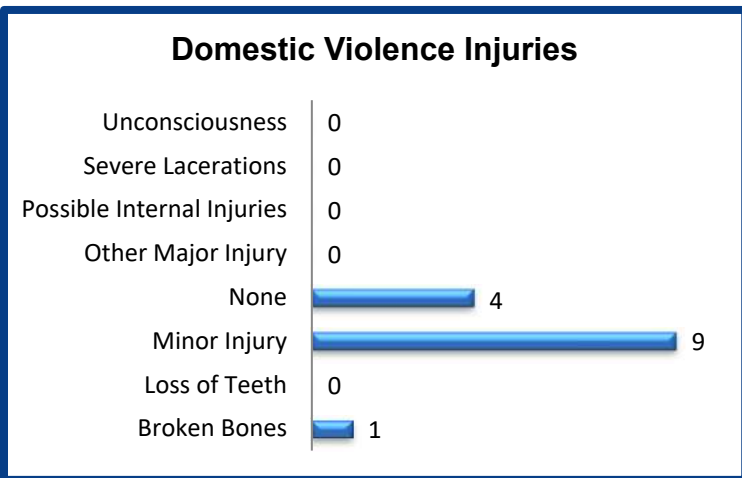
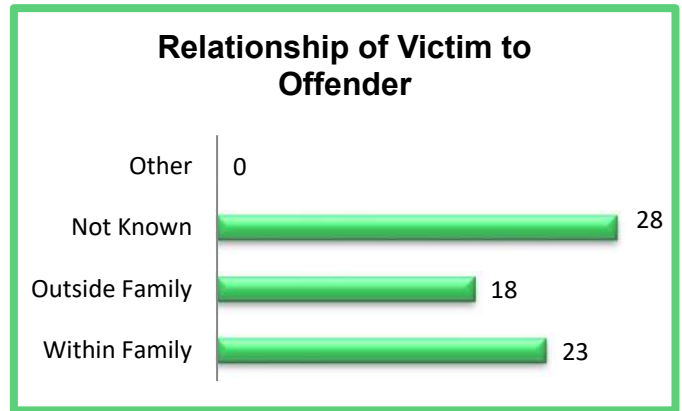
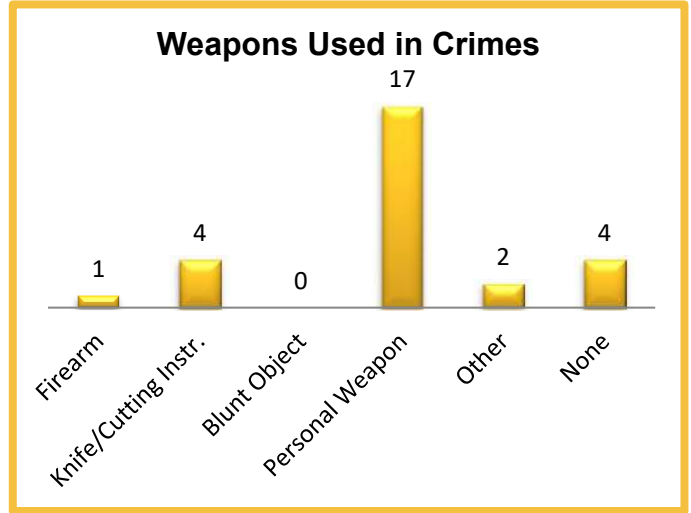
2022 Washington NIBRS Submission Agencies

LA CENTER PD

Continued

2022 Group B Arrests

Offense	Adult	Juvenile
Bad Checks	0	0
Curfew/Vagrancy	0	0
Disorderly Conduct	1	0
Drunkenness	0	0
DUI	1	0
Family Offenses	0	0
Liquor Law Violations	0	0
Peeping Tom	0	0
Trespass	0	0
All Other Offenses	11	2
Total	13	2



2022 Property Values by Type

Type	Value
Seized	\$0
Burned	\$0
Counterfeited/Forged	\$9,953
Destroyed/Damaged	\$47,629
Recovered	\$16,801
Stolen	\$218,208
Total	\$292,591

2022 Washington NIBRS Submission Agencies

RIDGEFIELD PD

Clark County

Population: 13,642
Months Reported: 12

Offense Overview

Offense Total 422
of Cleared Offense 133
Percent Cleared 31.5%

Group A Arrest Overview

Arrest Total 106
Adult Arrest Total 89
Juvenile Arrest Total 17

Group A Offenses	Reported 2021	Reported 2022	% of Change	Crime Rate per 1,000	Total Arrests	DV Offense Totals
Murder	0	0		0.0	0	0
Manslaughter	0	0		0.0	0	0
Rape	2	5	150.0%	0.4	1	4
Sodomy	1	1	0.0%	0.1	0	1
Sexual Assault w/Object	0	0		0.0	0	0
Fondling	4	3	-25.0%	0.2	2	2
Aggravated Assault	3	8	166.7%	0.6	6	2
Simple Assault	45	43	-4.4%	3.2	25	27
Intimidation	8	21	162.5%	1.5	2	4
Kidnapping	1	1	0.0%	0.1	1	1
Incest	0	0		0.0	0	0
Statutory Rape	0	0		0.0	0	0
Human Trafficking Offenses	0	0		0.0	0	0
Violation of No Contact/Protect.	24	25	4.2%	1.8	17	25
Robbery	0	1		0.1	2	0
Burglary	41	30	-26.8%	2.2	2	1
Larceny-Theft Offenses	207	136	-34.3%	10.0	14	1
Motor Vehicle Theft	20	25	25.0%	1.8	8	0
Arson	0	1		0.1	0	0
Destruction of Property	68	45	-33.8%	3.3	10	7
Counterfeiting/Forgery	3	4	33.3%	0.3	2	1
Fraud Offenses	52	39	-25.0%	2.9	1	0
Embezzlement	0	0		0.0	0	0
Extortion/Blackmail	0	4		0.3	0	0
Bribery	0	0		0.0	0	0
Stolen Property Offenses	12	18	50.0%	1.3	8	0
Animal Cruelty	0	1		0.1	0	0
Drug/Narcotic Violations	11	3	-72.7%	0.2	2	0
Drug Equipment Violations	1	0	-100.0%	0.0	0	0
Gambling Offenses	0	0		0.0	0	0
Pornography	0	1		0.1	0	0
Prostitution Offenses	0	0		0.0	0	0
Weapon Law Violations	1	7	600.0%	0.5	3	0
Grand Total	504	422	-16.3%	30.9	106	76

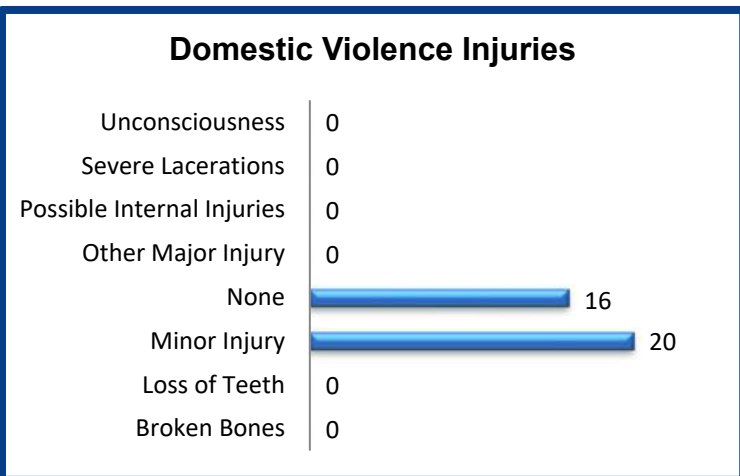
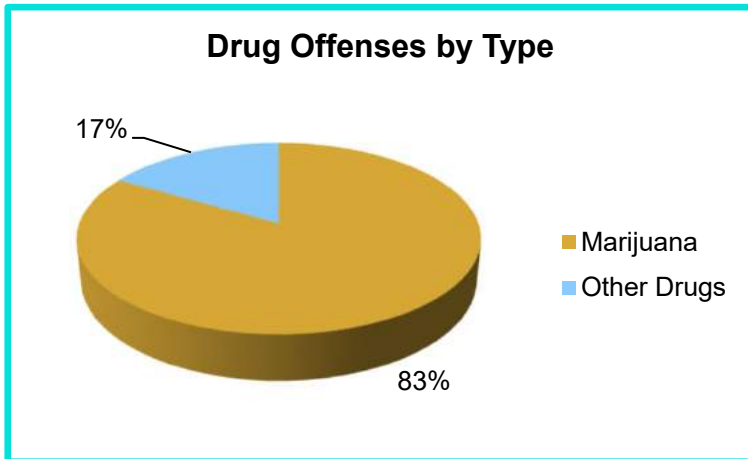
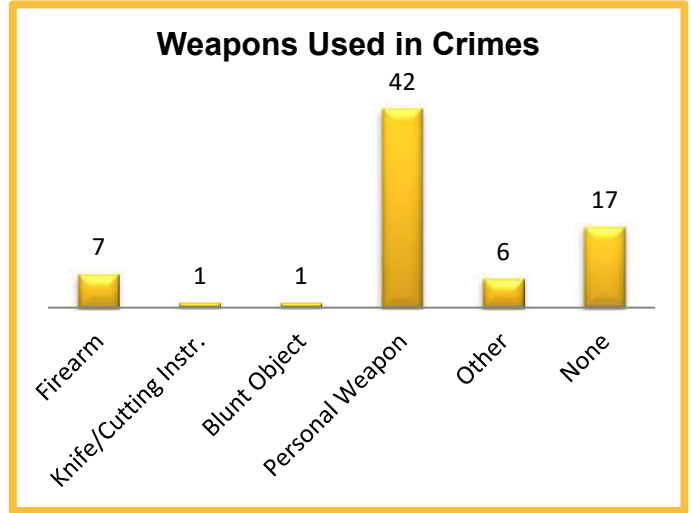
2022 Washington NIBRS Submission Agencies

RIDGEFIELD PD

Continued

2022 Group B Arrests

Offense	Adult	Juvenile
Bad Checks	0	0
Curfew/Vagrancy	0	0
Disorderly Conduct	1	0
Drunkenness	0	0
DUI	17	0
Family Offenses	0	0
Liquor Law Violations	0	0
Peeping Tom	1	0
Trespass	0	0
All Other Offenses	29	2
Total	48	2



2022 Property Values by Type

Type	Value
Seized	\$0
Burned	\$13,000
Counterfeited/Forged	\$9,530
Destroyed/Damaged	\$335,305
Recovered	\$223,055
Stolen	\$743,799
Total	\$1,324,689

2022 Washington NIBRS Submission Agencies

VANCOUVER PD

Clark County

Population: 197,600
Months Reported: 12

Offense Overview

Offense Total 24,471
of Cleared Offense 2711
Percent Cleared 11.1%

Group A Arrest Overview

Arrest Total 1,906
Adult Arrest Total 1,808
Juvenile Arrest Total 98

Group A Offenses	Reported 2021	Reported 2022	% of Change	Crime Rate per 1,000	Total Arrests	DV Offense Totals
Murder*	12	14	16.7%	0.1	3	0
Manslaughter	1	5	400.0%	0.0	3	0
Rape	130	128	-1.5%	0.6	12	39
Sodomy	21	9	-57.1%	0.0	0	3
Sexual Assault w/Object	0	0		0.0	0	0
Fondling	167	156	-6.6%	0.8	1	41
Aggravated Assault	779	838	7.6%	4.2	217	278
Simple Assault	2,287	2,379	4.0%	12.0	344	1,256
Intimidation	1,428	1,474	3.2%	7.5	117	447
Kidnapping	113	158	39.8%	0.8	24	96
Incest	0	1		0.0	0	1
Statutory Rape	0	0		0.0	0	0
Human Trafficking Offenses	7	3	-57.1%	0.0	0	0
Violation of No Contact/Protect.	851	909	6.8%	4.6	204	763
Robbery	232	304	31.0%	1.5	60	22
Burglary	1,404	1,457	3.8%	7.4	172	137
Larceny-Theft Offenses	7,151	8,051	12.6%	40.7	291	151
Motor Vehicle Theft	1,949	2,519	29.2%	12.7	48	34
Arson	62	53	-14.5%	0.3	7	4
Destruction of Property	3,374	4,214	24.9%	21.3	123	380
Counterfeiting/Forgery	231	224	-3.0%	1.1	14	3
Fraud Offenses	691	695	0.6%	3.5	21	18
Embezzlement	0	0		0.0	0	0
Extortion/Blackmail	33	33	0.0%	0.2	0	2
Bribery	0	0		0.0	0	0
Stolen Property Offenses	241	390	61.8%	2.0	193	3
Animal Cruelty	10	19	90.0%	0.1	5	0
Drug/Narcotic Violations	81	51	-37.0%	0.3	4	0
Drug Equipment Violations	8	3	-62.5%	0.0	0	0
Gambling Offenses	0	0		0.0	0	0
Pornography	64	46	-28.1%	0.2	7	0
Prostitution Offenses	22	11	-50.0%	0.1	0	0
Weapon Law Violations	262	327	24.8%	1.7	36	0
Grand Total	21,611	24,471	13.2%	123.8	1,906	3,678

*Please note: The data displayed in this report are based on agency file submissions as of March 22, 2023. The submissions for this category have been updated since that date.

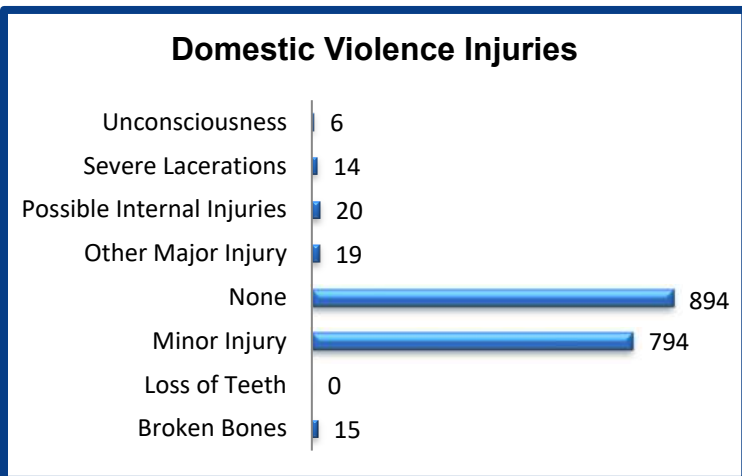
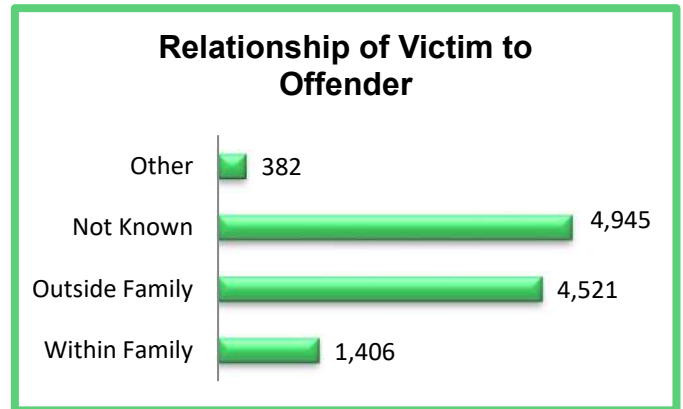
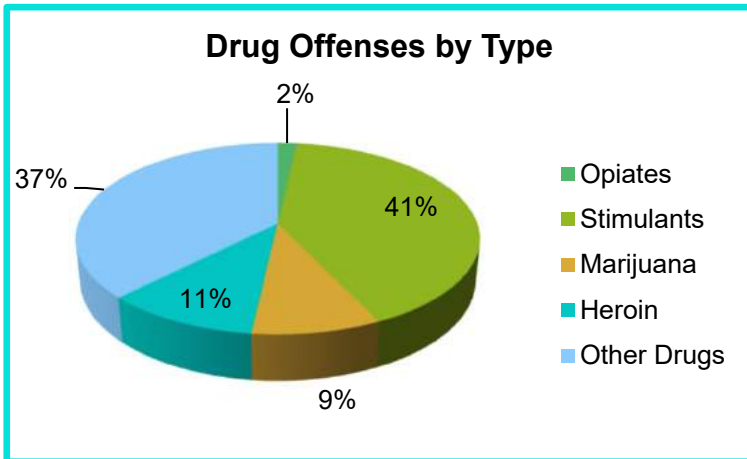
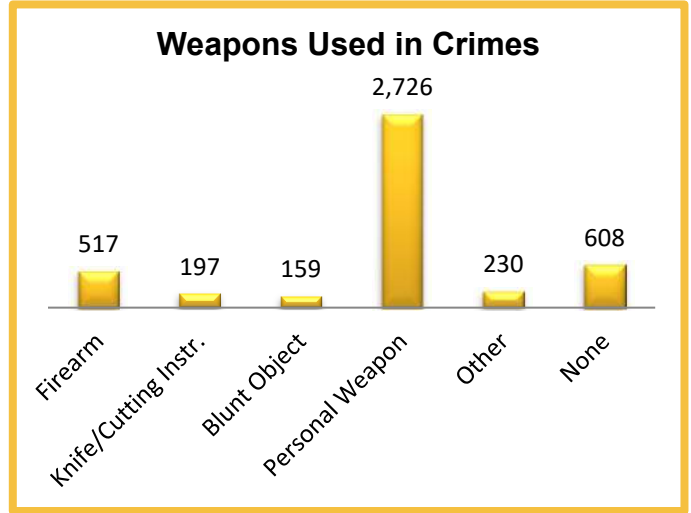
2022 Washington NIBRS Submission Agencies

VANCOUVER PD

Continued

2022 Group B Arrests

Offense	Adult	Juvenile
Bad Checks	0	0
Curfew/Vagrancy	0	0
Disorderly Conduct	19	2
Drunkenness	0	0
DUI	312	2
Family Offenses	3	0
Liquor Law Violations	4	2
Peeping Tom	2	0
Trespass	85	2
All Other Offenses	69	3
Total	494	11



2022 Property Values by Type

Type	Value
Seized	\$18,119
Burned	\$131,945
Counterfeited/Forged	\$575,111
Destroyed/Damaged	\$4,499,373
Recovered	\$885,633
Stolen	\$26,324,822
Total	\$32,435,003

2022 Washington NIBRS Submission Agencies

WASHOUGAL PD

Clark County

Population: 17,396
Months Reported: 12

Offense Overview

Offense Total 837
of Cleared Offense 207
Percent Cleared 24.7%

Group A Arrest Overview

Arrest Total 163
Adult Arrest Total 136
Juvenile Arrest Total 27

Group A Offenses	Reported 2021	Reported 2022	% of Change	Crime Rate per 1,000	Total Arrests	DV Offense Totals
Murder	1	0	-100.0%	0.0	0	0
Manslaughter	0	0		0.0	0	0
Rape	15	10	-33.3%	0.6	2	7
Sodomy	1	0	-100.0%	0.0	0	0
Sexual Assault w/Object	0	0		0.0	0	0
Fondling	6	4	-33.3%	0.2	1	3
Aggravated Assault	23	31	34.8%	1.8	12	8
Simple Assault	104	108	3.8%	6.2	52	64
Intimidation	44	47	6.8%	2.7	1	10
Kidnapping	4	3	-25.0%	0.2	1	1
Incest	1	0	-100.0%	0.0	1	0
Statutory Rape	0	0		0.0	0	0
Human Trafficking Offenses	0	0		0.0	0	0
Violation of No Contact/Protect.	41	71	73.2%	4.1	31	56
Robbery	4	8	100.0%	0.5	6	1
Burglary	37	44	18.9%	2.5	10	3
Larceny-Theft Offenses	223	261	17.0%	15.0	22	5
Motor Vehicle Theft	41	51	24.4%	2.9	0	2
Arson	5	7	40.0%	0.4	1	0
Destruction of Property	117	130	11.1%	7.5	15	7
Counterfeiting/Forgery	7	7	0.0%	0.4	0	0
Fraud Offenses	28	33	17.9%	1.9	1	0
Embezzlement	0	0		0.0	0	0
Extortion/Blackmail	1	1	0.0%	0.1	0	0
Bribery	0	0		0.0	0	0
Stolen Property Offenses	21	15	-28.6%	0.9	4	0
Animal Cruelty	2	1	-50.0%	0.1	1	0
Drug/Narcotic Violations	11	0	-100.0%	0.0	0	0
Drug Equipment Violations	2	0	-100.0%	0.0	0	0
Gambling Offenses	0	0		0.0	0	0
Pornography	0	0		0.0	0	0
Prostitution Offenses	0	0		0.0	0	0
Weapon Law Violations	12	5	-58.3%	0.3	2	0
Grand Total	751	837	11.5%	48.1	163	167

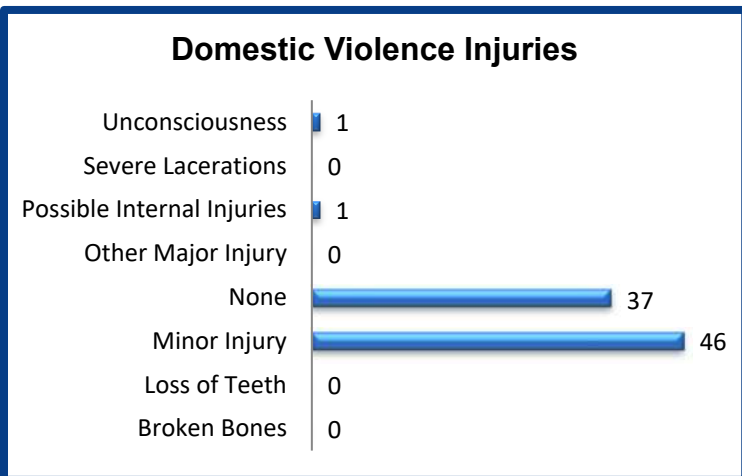
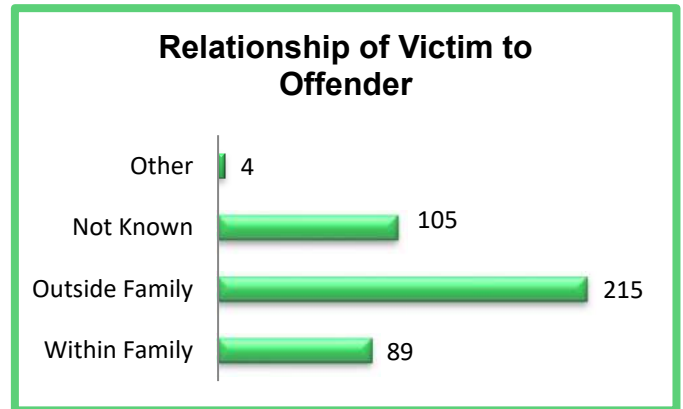
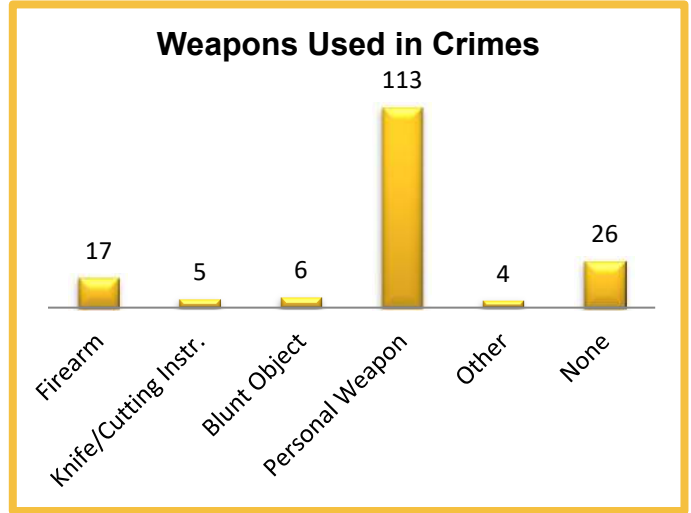
2022 Washington NIBRS Submission Agencies

WASHOUGAL PD

Continued

2022 Group B Arrests

Offense	Adult	Juvenile
Bad Checks	0	0
Curfew/Vagrancy	0	0
Disorderly Conduct	0	0
Drunkenness	0	1
DUI	22	0
Family Offenses	0	0
Liquor Law Violations	1	1
Peeping Tom	0	0
Trespass	17	0
All Other Offenses	146	6
Total	186	8



2022 Property Values by Type

Type	Value
Seized	\$0
Burned	\$3,515
Counterfeited/Forged	\$541
Destroyed/Damaged	\$176,324
Recovered	\$354,047
Stolen	\$1,063,408
Total	\$1,597,835

2022 Washington NIBRS Submission Agencies

WSU PD -VANCOUVER

Clark County

Population: 0
Months Reported: 12

Offense Overview

Offense Total 0
of Cleared Offense 0
Percent Cleared

Group A Arrest Overview

Arrest Total 0
Adult Arrest Total 0
Juvenile Arrest Total 0

Group A Offenses	Reported 2021	Reported 2022	% of Change*	Crime Rate per 1,000	Total Arrests	DV Offense Totals
Murder	0	0		0.0	0	0
Manslaughter	0	0		0.0	0	0
Rape	0	0		0.0	0	0
Sodomy	0	0		0.0	0	0
Sexual Assault w/Object	0	0		0.0	0	0
Fondling	0	0		0.0	0	0
Aggravated Assault	0	0		0.0	0	0
Simple Assault	0	0		0.0	0	0
Intimidation	0	0		0.0	0	0
Kidnapping	0	0		0.0	0	0
Incest	0	0		0.0	0	0
Statutory Rape	0	0		0.0	0	0
Human Trafficking Offenses	0	0		0.0	0	0
Violation of No Contact/Protect.	0	0		0.0	0	0
Robbery	0	0		0.0	0	0
Burglary	0	0		0.0	0	0
Larceny-Theft Offenses	0	0		0.0	0	0
Motor Vehicle Theft	0	0		0.0	0	0
Arson	0	0		0.0	0	0
Destruction of Property	0	0		0.0	0	0
Counterfeiting/Forgery	0	0		0.0	0	0
Fraud Offenses	0	0		0.0	0	0
Embezzlement	0	0		0.0	0	0
Extortion/Blackmail	0	0		0.0	0	0
Bribery	0	0		0.0	0	0
Stolen Property Offenses	0	0		0.0	0	0
Animal Cruelty	0	0		0.0	0	0
Drug/Narcotic Violations	0	0		0.0	0	0
Drug Equipment Violations	0	0		0.0	0	0
Gambling Offenses	0	0		0.0	0	0
Pornography	0	0		0.0	0	0
Prostitution Offenses	0	0		0.0	0	0
Weapon Law Violations	0	0		0.0	0	0
Grand Total	0	0		0.0	0	0

* Please see #10 in the NIBRS Individual Agency Page Table Legend on page 91.

2022 Washington NIBRS Submission Agencies

WSU PD -VANCOUVER

Continued

2022 Group B Arrests

Offense	Adult	Juvenile
Bad Checks	0	0
Curfew/Vagrancy	0	0
Disorderly Conduct	0	0
Drunkenness	0	0
DUI	0	0
Family Offenses	0	0
Liquor Law Violations	0	0
Peeping Tom	0	0
Trespass	0	0
All Other Offenses	0	0
Total	0	0

Weapons Used in Crimes

**No Weapons
Reported**

Drug Offenses by Type

**No Drug Offenses by Type
Reported**

Relationship of Victim to Offender

**No Relationships
Reported**

Domestic Violence Injuries

**No Domestic Violence
Injuries Reported**

2022 Property Values by Type

Type	Value
Seized	0
Burned	0
Counterfeited/Forged	0
Destroyed/Damaged	0
Recovered	0
Stolen	0
Total	\$0

2022 Washington NIBRS Submission Agencies

WOODLAND PD

Cowlitz County

Population: 6,575
Months Reported: 12

Offense Overview

Offense Total 478
of Cleared Offense 140
Percent Cleared 29.3%

Group A Arrest Overview

Arrest Total 91
Adult Arrest Total 91
Juvenile Arrest Total 0

Group A Offenses	Reported 2021	Reported 2022	% of Change	Crime Rate per 1,000	Total Arrests	DV Offense Totals
Murder	0	0		0.0	0	0
Manslaughter	0	0		0.0	0	0
Rape	6	2	-66.7%	0.3	0	0
Sodomy	1	0	-100.0%	0.0	0	0
Sexual Assault w/Object	0	1		0.2	0	0
Fondling	1	1	0.0%	0.2	0	0
Aggravated Assault	6	6	0.0%	0.9	4	1
Simple Assault	40	28	-30.0%	4.3	12	20
Intimidation	14	28	100.0%	4.3	4	1
Kidnapping	0	0		0.0	0	0
Incest	1	0	-100.0%	0.0	0	0
Statutory Rape	0	0		0.0	0	0
Human Trafficking Offenses	0	0		0.0	0	0
Violation of No Contact/Protect.	8	13	62.5%	2.0	8	11
Robbery	3	3	0.0%	0.5	0	0
Burglary	69	23	-66.7%	3.5	6	0
Larceny-Theft Offenses	213	174	-18.3%	26.5	28	0
Motor Vehicle Theft	38	36	-5.3%	5.5	3	0
Arson	2	1	-50.0%	0.2	1	0
Destruction of Property	115	91	-20.9%	13.8	5	0
Counterfeiting/Forgery	3	3	0.0%	0.5	2	0
Fraud Offenses	27	21	-22.2%	3.2	1	0
Embezzlement	1	0	-100.0%	0.0	0	0
Extortion/Blackmail	1	1	0.0%	0.2	0	0
Bribery	0	0		0.0	0	0
Stolen Property Offenses	10	19	90.0%	2.9	13	0
Animal Cruelty	0	0		0.0	0	0
Drug/Narcotic Violations	6	16	166.7%	2.4	2	0
Drug Equipment Violations	2	2	0.0%	0.3	0	0
Gambling Offenses	0	0		0.0	0	0
Pornography	0	0		0.0	0	0
Prostitution Offenses	0	0		0.0	0	0
Weapon Law Violations	0	9		1.4	2	0
Grand Total	567	478	-15.7%	72.7	91	33

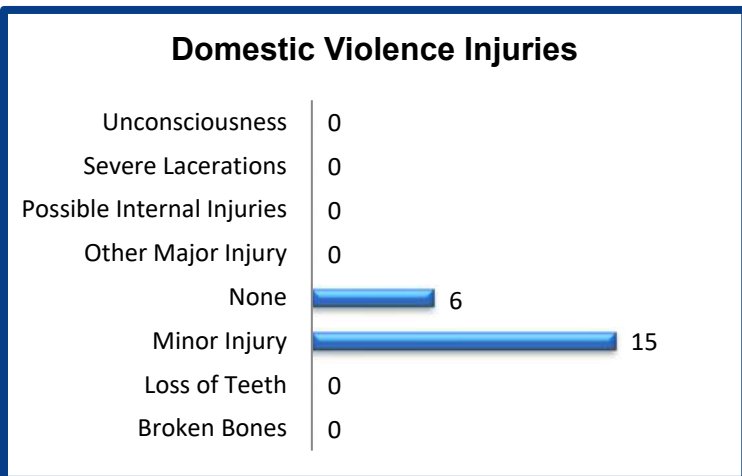
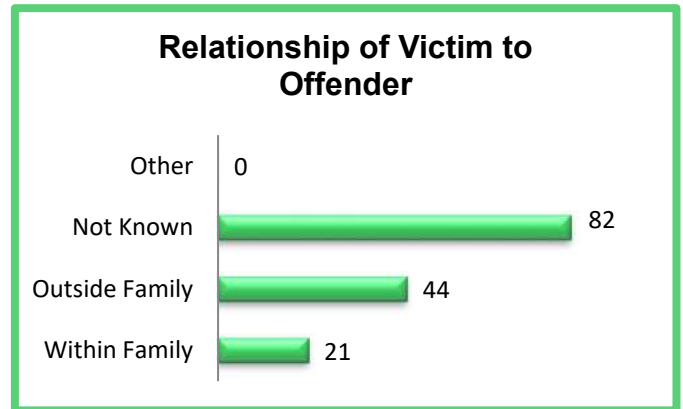
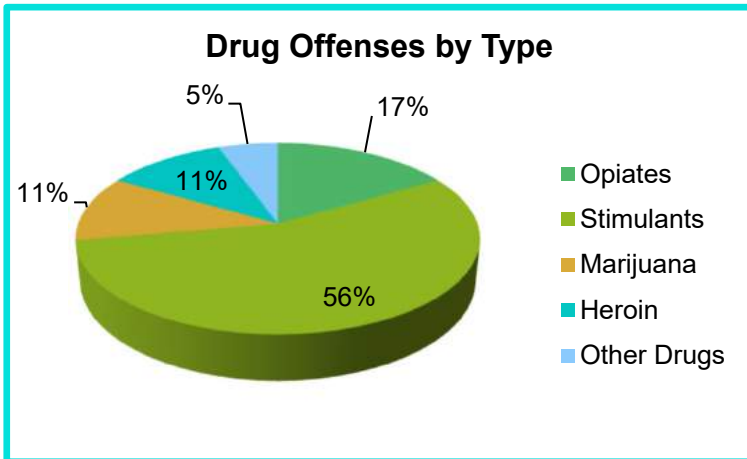
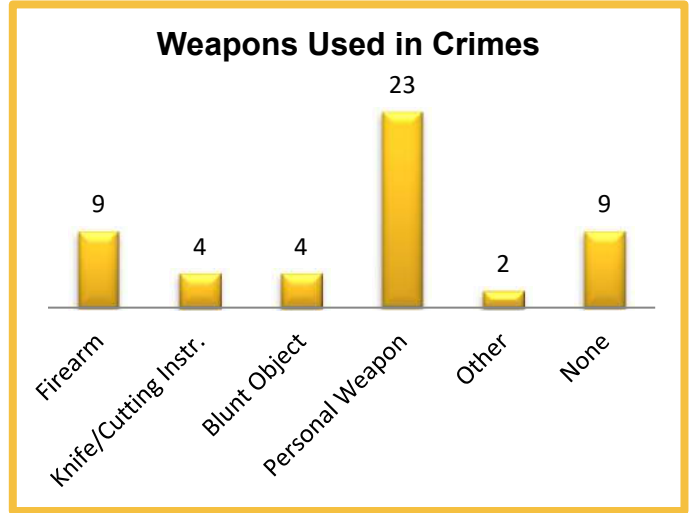
2022 Washington NIBRS Submission Agencies

WOODLAND PD

Continued

2022 Group B Arrests

Offense	Adult	Juvenile
Bad Checks	0	0
Curfew/Vagrancy	0	0
Disorderly Conduct	4	0
Drunkenness	0	0
DUI	26	2
Family Offenses	0	0
Liquor Law Violations	1	0
Peeping Tom	0	0
Trespass	8	0
All Other Offenses	34	0
Total	73	2



2022 Property Values by Type

Type	Value
Seized	\$31
Burned	\$500
Counterfeited/Forged	\$2,095
Destroyed/Damaged	\$1,025,054
Recovered	\$328,064
Stolen	\$313,234
Total	\$1,668,978