

Weekly Initial Unemployment Claims in Clark and Cowlitz Counties

Scott Bailey, Regional Economist

Washington Employment Security Department

Voice: cell 360-810-0048

scott.bailey@esd.wa.gov, <https://esd.wa.gov/labormarketinfo>

April 9, 2020

The report below is an analysis of trends in weekly initial claims in Clark and Cowlitz counties. Tables can be found [here](#).

Some definitions:

Initial claims: Initial claims are defined/measured as an event in which an individual is seeking to receive unemployment benefits. Initial claims included in the analysis contain 3 types of initial claims events.

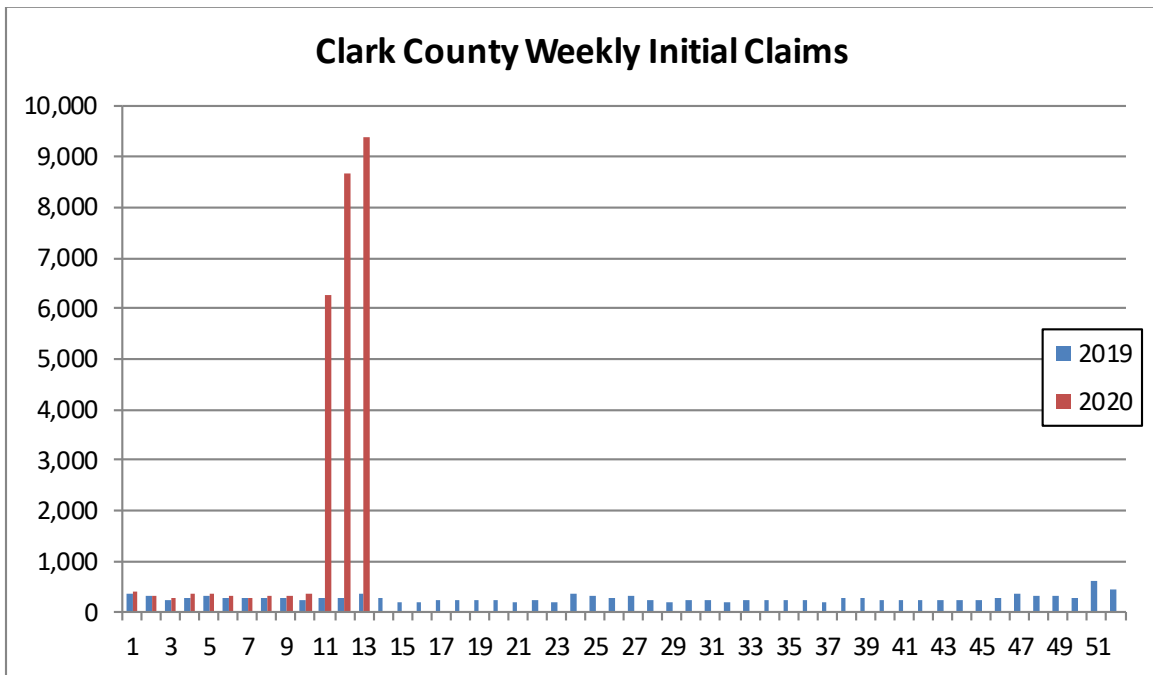
1. New Claim. The first initial claim filed in person, by mail, by internet, telephone or other means to request a determination of entitlement to and eligibility for compensation which results in an agency generated document of an appealable monetary determination provided to the potential claimant.
2. Additional Claim. A subsequent initial claim filed during an existing benefit year due to new unemployment and when a break of one week or more has occurred in the claim series due to intervening employment.
3. Transitional Claim. A claim filed to request a determination of eligibility and establishment of a new benefit year having an effective date within the 7-day period immediately following the benefit year ending date and a week for which compensation or waiting period credit was claimed.

DISCLAIMER: The data presented will not exactly match data that is presented officially in federal reports, due to slight differences in how different unemployment claims are categorized. In order to get a quick turnaround for detailed data by demographic groups (county, industry, etc.), we have used queries that come very close to the federal number but do not exactly match. It is our hopes that over time to closer align the output of this product to the federal reports. Given the current state of emergency, this information is provided to examine business impact and to more quickly respond to changes. If you would like to use official numbers reported to the Department of Labor, please use this link:

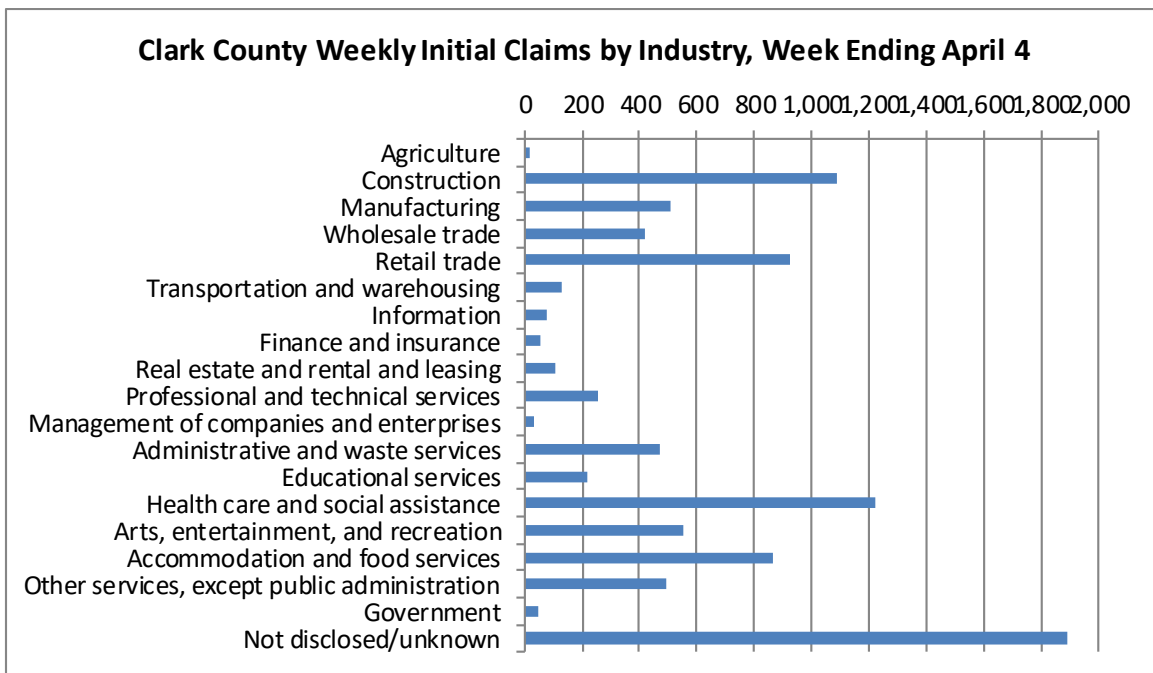
https://public.tableau.com/profile/jeff.robinson#!/vizhome/InitialClaimsapplicationsforUnemploymentInsurance-WA_ETAS39-/Story1

Clark County:

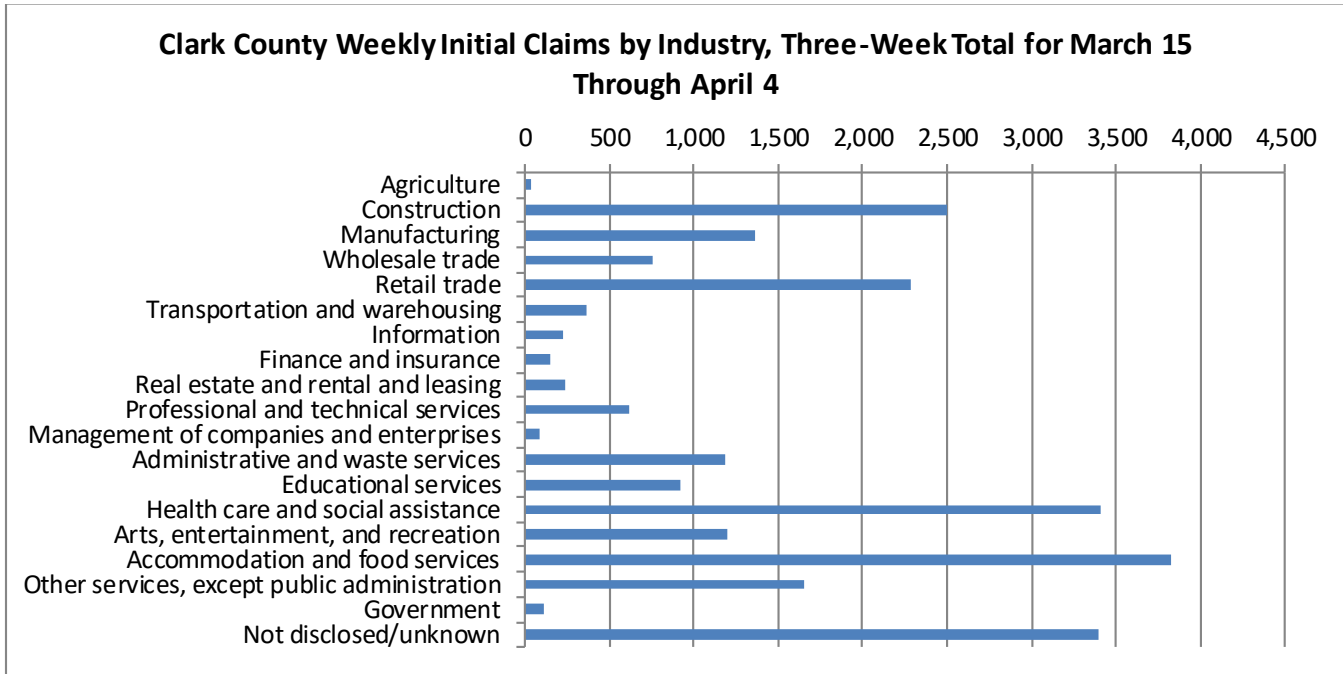
- Initial claims continued to rise during the week ending April 4, from 8,709 to 9,378. The 8 percent increase contrasted with a 7 percent decrease at the state level. Only 361 initial claims were filed in the same week in 2019.



- The four industries generating the most claims that week were health care & social assistance (1,223), construction (1,092), retail trade (923) and accommodations & food services (867). There were also a substantial number of claimants coming from arts, entertainment & recreation (551), manufacturing (510), other services (which includes repair & maintenance services and personal services like hair styling, 493), business services (470) and wholesale trade (421).

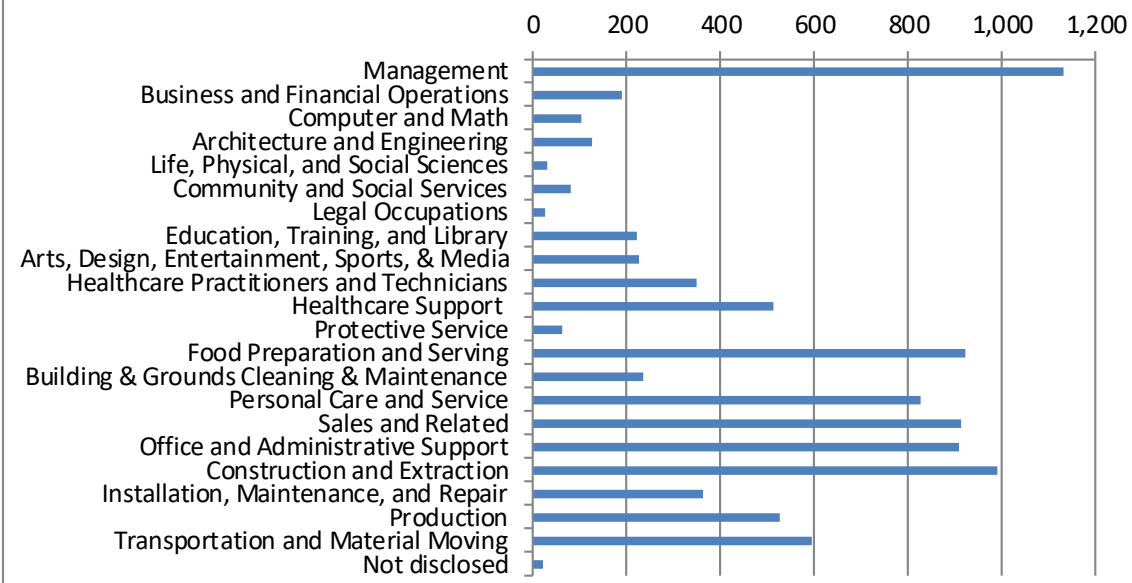


- Health care claimants came predominantly from outpatient clinics. Within manufacturing, fabricated metals, nonmetallic mineral products (which includes cement/concrete production), and furniture had the largest number of claims.
- Over the past three weeks (March 15 through April 4), there have been 3,823 claimants from accommodations & food services (primarily from food services), and 3,413 claims from health care & social assistance (primarily from outpatient clinics). The large number of claims from an unknown industry are mostly interstate claims filed by Clark County residents who worked in another state.



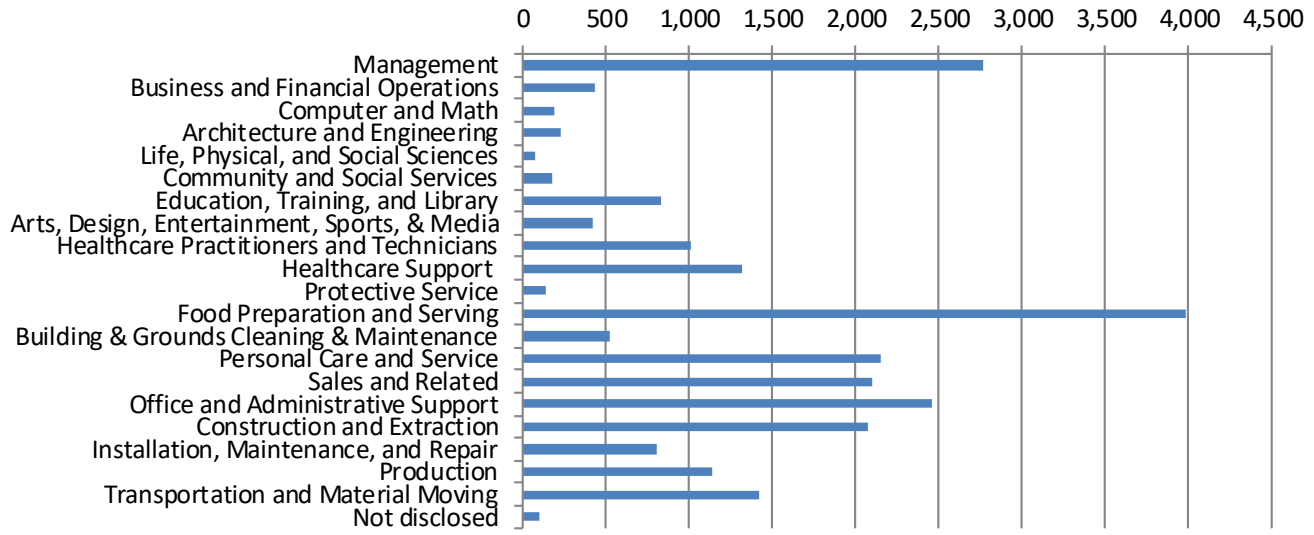
- The largest occupational group filing claims was management (1,133 claimants), in specific occupations like general managers, construction managers, sales managers and food service managers. Close behind were construction trades (993), food preparation and serving (923), sales occupations (914), office and administrative support occupations (910) and personal care and service (829).

Clark County Weekly Initial Claims by Occupation, Week Ending April 4



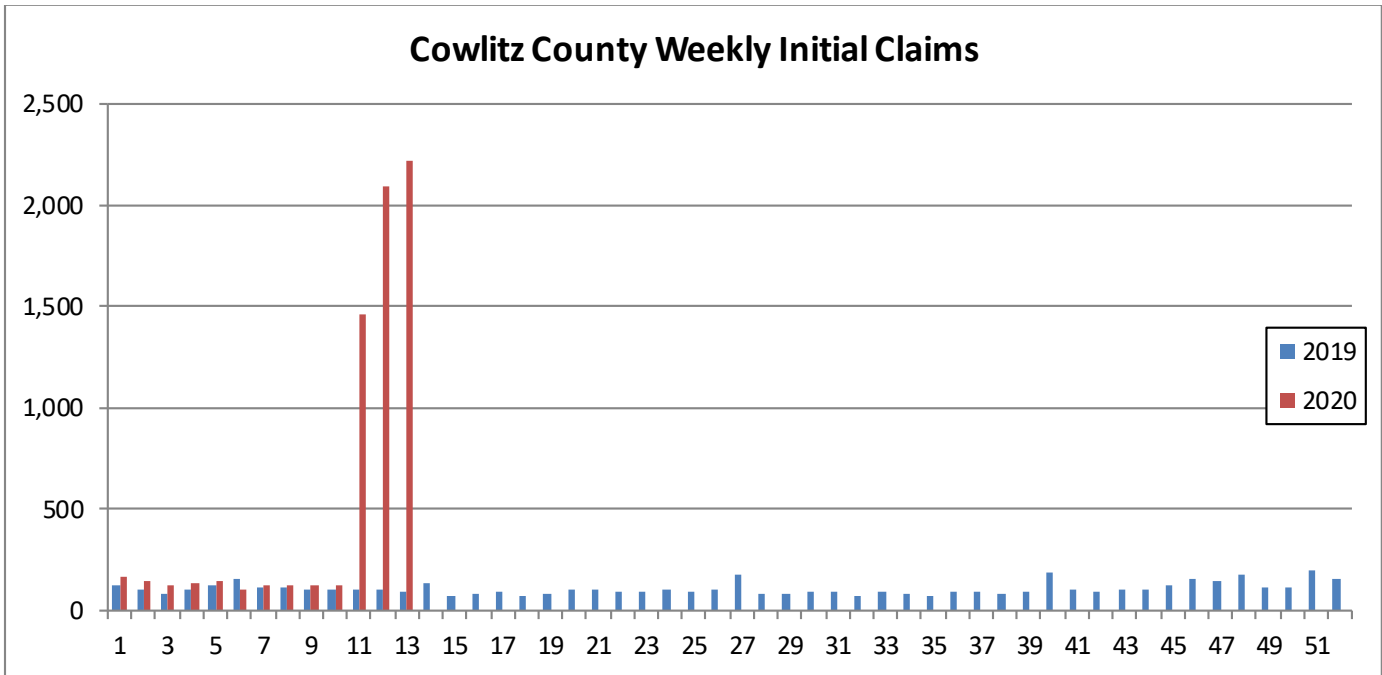
- Over the past three weeks (March 15 through April 4), food preparation and service workers were the most impacted, with 3,990 claimants. Other occupational groups with large numbers of claimants: management occupations (2,768), office & administrative support (2,455), personal care & service (2,146), sales occupations (2,105), and construction trades (2,078). A little more detail:
 - Within food services, there were 2,200 wait staff and 1,002 cooks and food prep workers who filed claims.
 - Within management occupations, general managers, sales managers, food service managers, and construction managers all had large numbers of claimants.
 - Office occupations with lots of claims included customer service reps, secretaries, receptionists and general office clerks.
 - Within health-care related occupations (a combined 2,322 for practitioners, technicians and support staff) there were many claimants who were dental hygienists, dental assistants, medical assistants and massage therapists.
 - There were 1,091 personal appearance workers who filed claims: hair stylists, mani/pedi and skincare specialists.
 - There were 1,161 retail sales workers (primarily clerks and cashiers) who filed.
- Finally, when one compares the industry and occupational profiles of initial claims in Clark County with the state, there are no substantial differences (see charts at end of report).

**Clark County Weekly Initial Claims by Occupation, Three-Week Total for March
15 Through April 4**

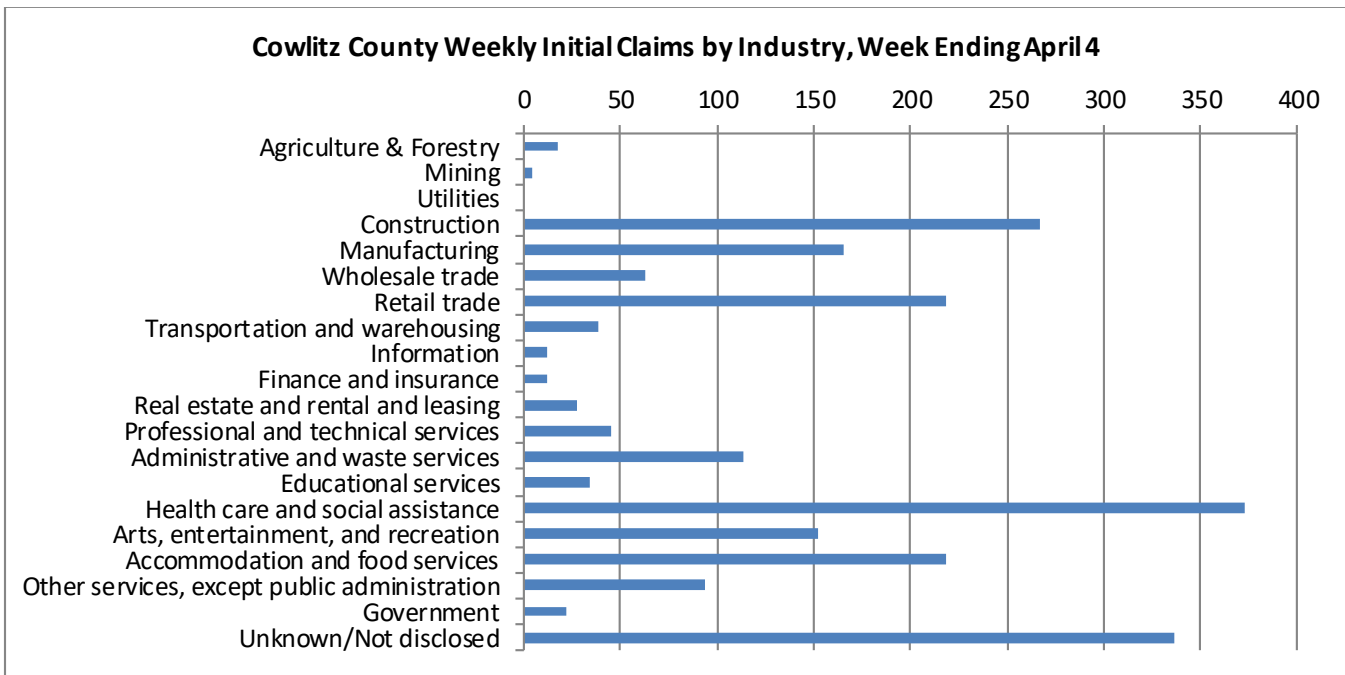


Cowlitz:

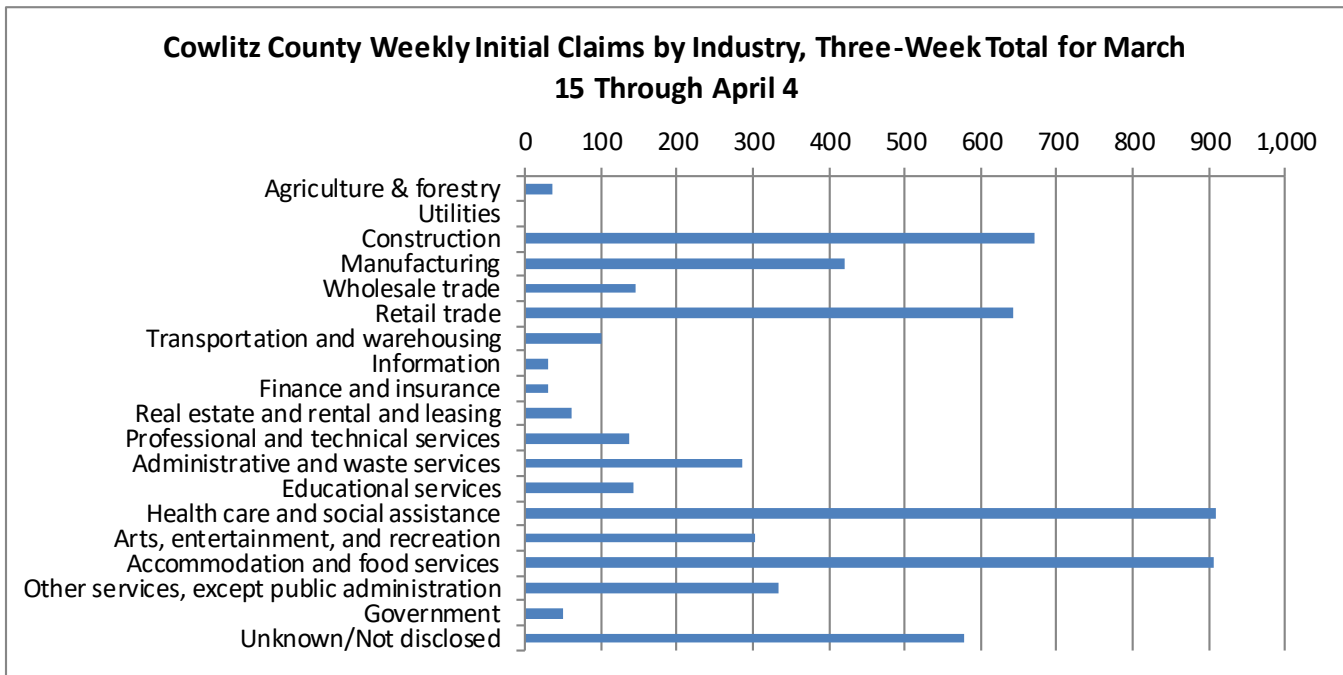
- Initial claims continued to rise last week, from 2,112 to 2,215. The 5 percent increase contrasted with a 7 percent decrease at the state level. Only 90 initial claims were filed in the same week in 2019.



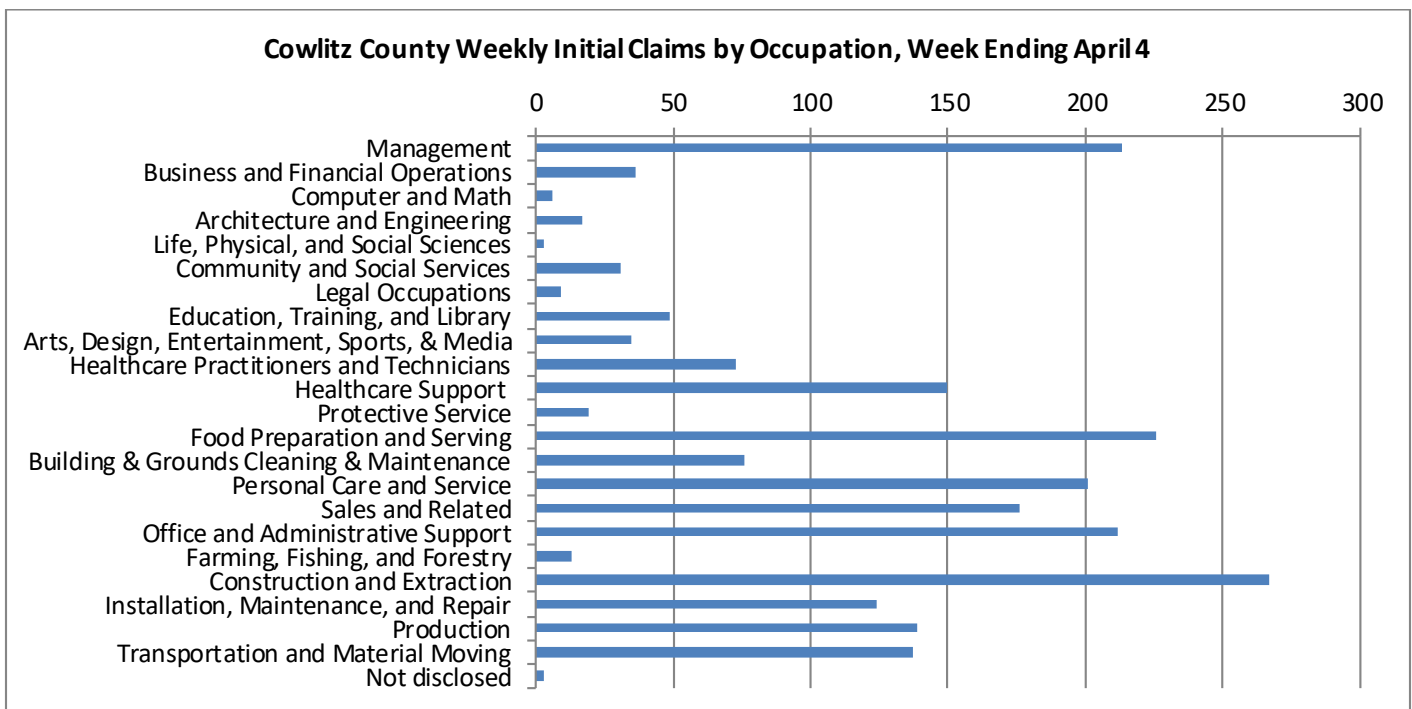
- There were a substantial number of claims coming from a number of industries. Health care & social assistance had the most at 373 (+82 from the previous week), followed by construction at 267 (-68), retail trade at 219 (-91), accommodations & food services at 218 (-26), manufacturing with 166 (-4), arts, entertainment & recreation with 152 (+95) and business services with 114 (-9).



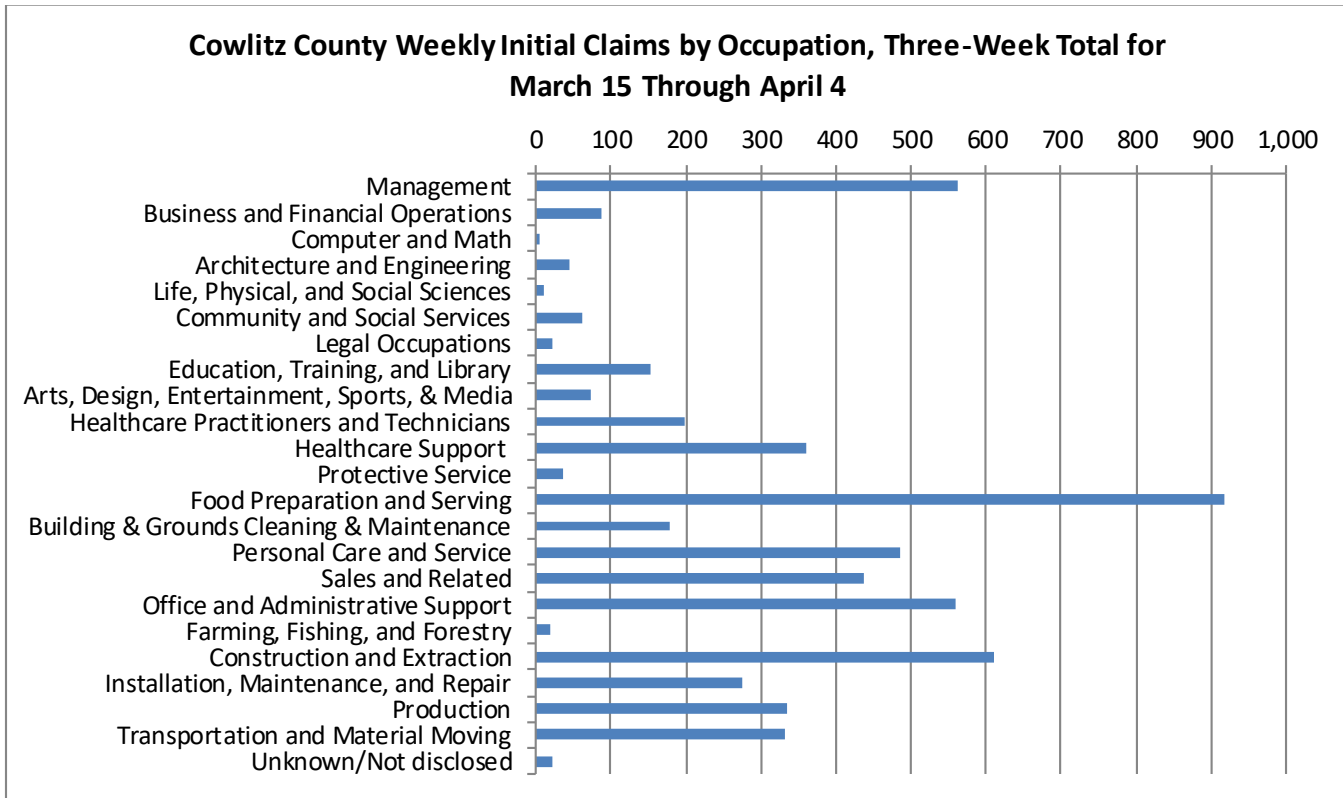
- Over the past three weeks (March 15 through April 4), there have been 910 claimants health care & social assistance (primarily from outpatient clinics), 908 from accommodations & food services (primarily from food services), 671 from construction and 643 claims from retail trade. The large number of claims in the unknown/not disclosed category is mostly interstate claims filed by Cowlitz County residents who worked in another state.



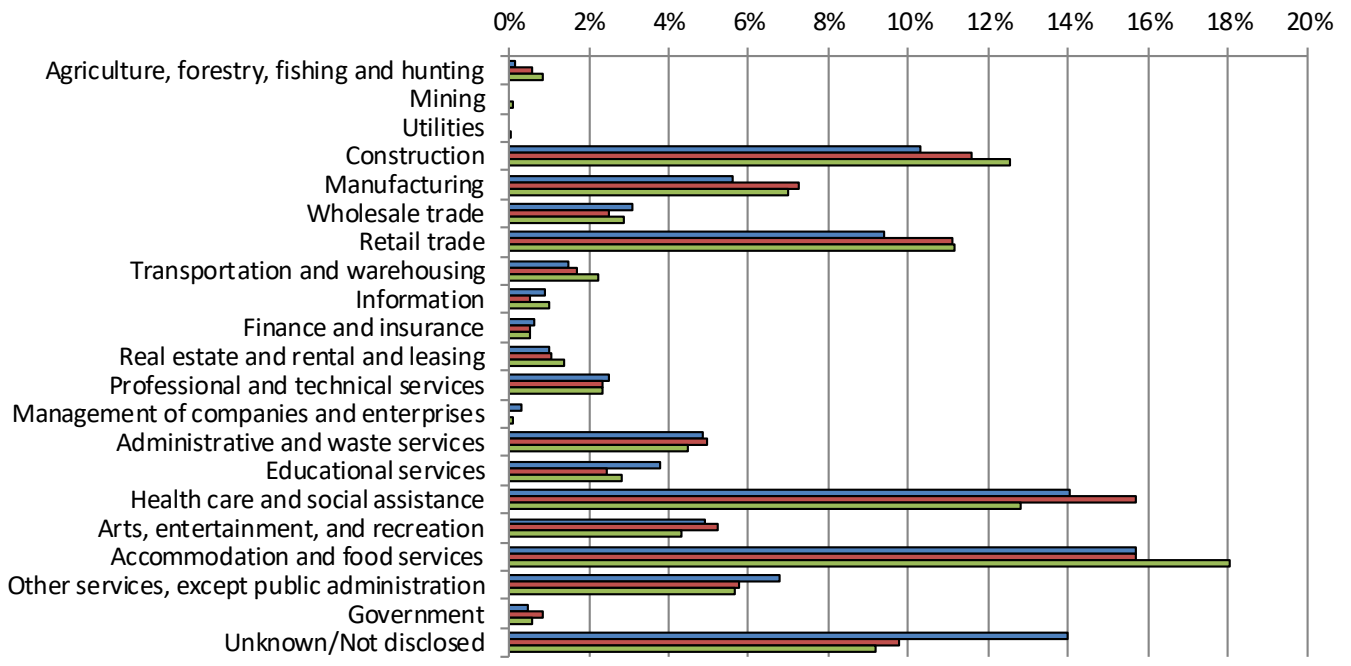
- The largest occupational group filing claims was construction trades (267 claimants). Food preparation and serving occupations also had a high number of claimants (226), as did office and administrative support occupations (212) and personal care and service (201).



- Over the past three weeks (March 15 through April 4), food preparation and service workers were the most impacted, with 917 claimants. Other occupational groups with large numbers of claimants: construction trades (610), management occupations (563), office & administrative support (559), personal care & service (486), and sales occupations (438), and A little more detail:
 - Within food services, there were 508 wait staff and 239 cooks and food prep workers who filed claims.
 - Within management occupations, general managers, food service managers and construction managers all had large numbers of claimants.
 - Office occupations with lots of claims included receptionists, customer service reps and general office clerks.
 - Within health-care related occupations (a combined 559 for practitioners, technicians and support staff) there were many claimants who were dental assistants, medical assistants, dental hygienists, and home health aides.
 - There were 219 personal appearance workers who filed claims, primarily hair stylists. Childcare workers and gaming dealers also were impacted.
 - There were 285 retail sales workers (primarily clerks and cashiers) who filed.
- Finally, when one compares the industry and occupational profiles of initial claims in Cowlitz County with the state, there are no substantial differences (see charts at end of report).



State vs. County Weekly Initial Claims by Industry, Three-Week Total for March 15 Through April 4



State vs. County Weekly Initial Claims by Occupation, Three-Week Total for March 15 Through April 4

